



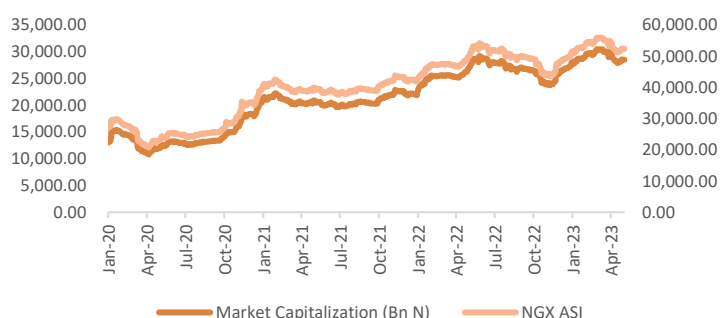
Cowry Daily Market Insight 12 May 2023

MPR: 18.00%
Mar'23 Inflation Rate: 22.04%
FY 2022 Real GDP: 3.11%

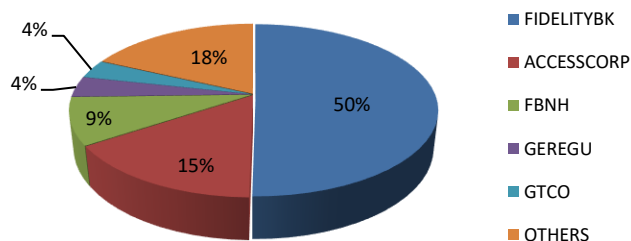
NGX-ASI Rises by 0.10% amid Gains on TRANSCORP, ARDOVA Shares; NITTY Falls for Most Tenor Buckets on Buy Pressure...

The local equities market reversed part of yesterday's losses as the All-Share index rose by 0.10% to close at 52,214.62 points. MRS, TRANSCORP, ARDOVA, NAHCO, and UBA were among investors' toast today as their respective share prices rose by 9.93%, 9.75%, 9.09%, 3.50%, and 1.85%. Hence, the year-to-date gain of the index climbed to 1.88% despite the exchange printing a higher number of gainers (31) than losers (14). Given the renewed bullish sentiment, most of the sub-sector indices closed in green, with the NGX Banking, NGX Insurance, NGX Oil/Gas, and NGX Industrial indices rising by 0.22%, 0.65%, 1.36%, and 0.02%, respectively. However, the NGX Consumer Goods index moderated by 0.13%. Meanwhile, market activity improved as FIDELITYBK accounted for 50% of today's value. Hence, total volume, and value ballooned by 196.94%, and 109.53%, respectively, to 1.42 billion units and N10.98 billion. In terms of volume, FIDELITYBK emerged as the most actively traded stock, with 942.77 million shares worth N5.52 billion changing hands in 244 deals.

NGX ASI & Market Capitalisation



Today's biggest transactions by %age of total naira votes



MARKET STATISTICS	CLOSE	PREVIOUS	TODAY'S %	YTD %
All Share Index (ASI)	52,214.62	52,161.24	0.10	1.880
Deals	5,527	5,539	(0.22)	
Volume (millions)	1,417.51	477.37	196.94	
Value (₦ Millions)	10,980.72	5,240.70	109.53	
Market Cap (₦ billions)	28,431.18	28,402.12	0.10	1.849

SECTORED INDICES	CLOSE	PREVIOUS	TODAY'S % Δ
NGX BANKING	456.40	455.42	0.22
NGX INSURANCE	192.35	191.11	0.65
NGX CONSUMER GOODS	742.89	743.87	(0.13)
NGX OIL/GAS	555.22	547.77	1.36
NGX INDUSTRIAL	2,367.13	2,366.55	0.02

Source: NGX, Cowry Research

TENOR	NIBOR as @ 12/05/2023	NIBOR as @ 11/05/2023	PPT
Overnight	13.0200	11.5000	1.52
1 Month	14.3000	12.2800	2.02
3 Months	15.6300	13.5300	2.10
6 Months	16.1700	14.1100	2.06

Source: FMDQ

TENOR	NITTY as @ 12/05/2023	NITTY as @ 11/05/2023	PPT
1Month	3.1500	3.1300	0.02
3 Months	4.4500	4.7800	(0.33)
6 Months	5.8500	6.0200	(0.17)
12 Months	9.2500	9.6900	(0.44)

Source: FMDQ

Bond Name	Maturity (Years)	Bid Price	Daily Δ	Offer yield	Yield YTD PPT Δ
16.29% FGN MAR 2027	10	110.51	0.00	12.73%	-0.012
12.50% FGN MAR 2035	15	86.48	0.00	14.96%	0.015
16.25% FGN APR 2037	20	105.79	0.00	15.23%	0.006
12.98% FGN MAR 2050	30	82.23	0.00	15.83%	0.018

Source: FMDQ

Eurobond Name	Maturity (Years)	Bid Price	Daily Δ	Offer Yield	Yield YTD PPT Δ
6.375% JUL 12, 2023	10	98.50	(0.04)	15.91%	0.069
7.69% FEB 23, 2038	20	64.87	(0.01)	13.14%	0.007
7.62% NOV 28, 2047	30	61.30	(0.02)	12.84%	0.006

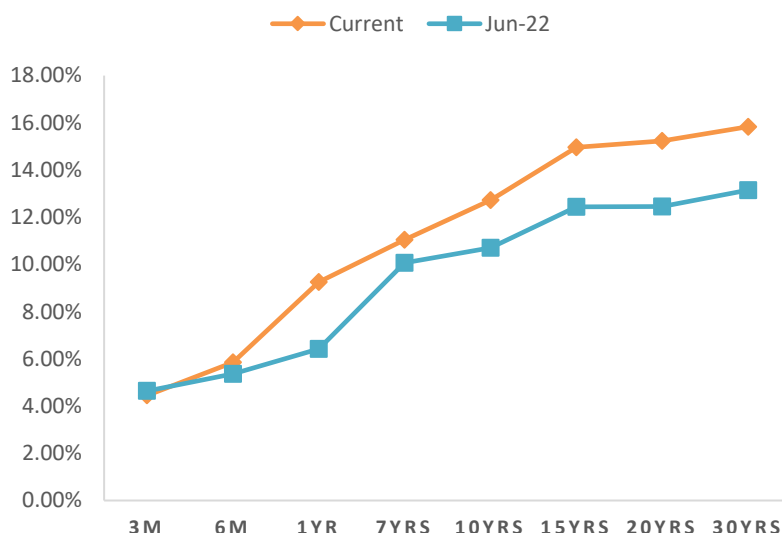
Source: FMDQ

IMPORTANT DISCLOSURES

This report is produced by the Research Desk, Cowry Asset Management Limited (COWRY) as a guideline for Clients that intend to invest in securities on the basis of their own investment decision without relying completely on the information contained herein. The opinion contained herein is for information purposes only and does not constitute any offer or solicitation to enter into any trading transaction. While care has been taken in preparing this document, no responsibility or liability whatsoever is accepted by any member of COWRY for errors, omission of facts, and any direct or consequential loss arising from the use of this report or its contents.



FGN NAIRA YIELD CURVE



USD/NGN Exchange Rate	12/05/2023	Previous	Daily %
I&E FX	₦462.33	₦462.00	0.07%
Parallel	₦746	₦745	0.20%

Major Currencies	12/05/2023	Daily %	Yearly %
EURUSD	1.0881	-0.30%	4.51%
GBPUSD	1.250	-0.10%	1.94%
USDCHF	0.895	0.12%	-10.66%
USDRUB	77.48	0.63%	21.06%
AUDUSD	0.667	-0.52%	-3.92%
NZDUSD	0.621	-1.43%	-1.31%
USDJPY	135.032	0.37%	4.47%
USDCNY	6.97	0.13%	2.52%
USDINR	82.14	0.06%	6.02%

Commodities	12/05/2023	Daily%	Yearly %
Crude Oil, \$/bbl.	71.337	0.66%	-32.87%
Brent, \$/bbl.	75.658	0.90%	-31.00%
Natural Gas, \$/MMBtu	2.215	1.14%	-71.06%
Coal, \$/T	166.5	2.15%	-57.63%
Gold, \$/t.oz	2013.55	-0.10%	11.16%
Wheat, \$/Bu	640.61	2.13%	-45.59%
Palm Oil, MYR/T	3648	1.25%	-42.72%
Cocoa, \$/T	3268	0.80%	31.62%

Money Market

NIBOR increased across the board for all maturities tracked as gauges of money market stress tightened and banks with liquidity demanded higher rates. Short-term benchmark rates, such as the open repo rate (OPR) and the overnight lending rate (OVN), climbed to 12.13% (from 11.00%), and 12.36% (from 11.38%), respectively. The three-month NIBOR rate further increased by 210 basis points to close at 15.63%.

Meanwhile, NITTY fell for most tracked tenor buckets. However, the average secondary market yield on T-bills stayed unchanged at 6.65%.

Bond Market

In the OTC bond market, the value of plain vanilla FGN bonds was largely flat for most maturities, despite the average yield on the secondary market contracting marginally to 14.00%. The 10-year, 15-year, 20-year, and 30-year yields held steady at 12.73%, 14.96%, 15.23%, and 15.84%, respectively.

Elsewhere, the value of the FGN Eurobond cleared lower for most of the maturities tracked on renewed bearish sentiment; consequently, the average secondary market yield expanded to 13.16%.

Foreign Exchange Market

The Naira weakened against the greenback, trading lower at N462.33 (from N462.00) at the Investors and Exporters (I&E) windows. However, the parallel market depreciated by 0.20% to N746 (from N745).

Global Commodity Market

At 3:30 p.m. GMT+1, Brent crude fell 0.90% to \$75.66 per barrel, while WTI crude lost 0.66% to \$71.34 per barrel.

Oil futures fell further on Friday as rising energy demand concerns from the US and China outweighed supply constraints. Notably, Nigeria's crude oil output fell by 201,398 barrels per day in April 2023, from 1.2 million barrels per day in March.

Elsewhere, Gold was trading near \$2,013 per ounce (-0.10%) on Friday, set for a weekly loss, as a stronger U.S. dollar and rising Treasury yields dampened demand for the non-yielding bullion.

Source: FMDQ, Trading Economics, OilPrice.com, Cowry Research

IMPORTANT DISCLOSURES

This report is produced by the Research Desk, Cowry Asset Management Limited (COWRY) as a guideline for Clients that intend to invest in securities on the basis of their own investment decision without relying completely on the information contained herein. The opinion contained herein is for information purposes only and does not constitute any offer or solicitation to enter into any trading transaction. While care has been taken in preparing this document, no responsibility or liability whatsoever is accepted by any member of COWRY for errors, omission of facts, and any direct or consequential loss arising from the use of this report or its contents.



Cowry Daily Market Insight 12 May 2023

Corporate Bond Issuer	Description	Issue Date	Maturity Date	Coupon (%)	Yield (%)	Daily Δ
*C & I LEASING PLC	16.54 C&I LEASING I 11-JUN-2023	11-Jul-18	11-Jun-23	16.54	8.67	0.00
STERLING INV. MGT. PLC	16.50 STERLING INV. 3-AUG-2023	03-Aug-16	03-Aug-23	16.50	6.02	0.00
MIXTA REAL ESTATE PLC	16.50 MIXTA IIA 12-OCT-2023	12-Oct-18	12-Oct-23	16.50	5.76	0.02
MIXTA REAL ESTATE PLC	17.75 MIXTA IIB 12-OCT-2023	12-Oct-18	12-Oct-23	17.75	11.46	0.02
FLOUR MILLS OF NIGERIA PLC	16.00 FLOURMILLS II 30-OCT-2023	01-Nov-18	30-Oct-23	16.00	5.90	0.02
STANBIC IBTC	15.75 STANBIC I 5-DEC-2023	17-Dec-18	05-Dec-23	15.75	6.20	0.00
FCMB LIMITED	17.25 FCMB III 8-DEC-2023	09-Dec-16	08-Dec-23	17.25	6.63	0.00
DANGOTE CEMENT PLC	11.25 DANGCEM IA 30-MAY-2024	26-May-21	30-May-24	11.25	9.87	0.00
FLOUR MILLS OF NIGERIA PLC	11.10 FLOURMILLS IIIB 27-FEB-2025	27-Feb-20	27-Feb-25	11.10	14.94	0.00
LAPO MFB SPV PLC	13.00 LAPO MFB II 30-MAR-2025	30-Mar-20	30-Mar-25	13.00	12.30	0.00
DANGOTE CEMENT PLC	12.50 DANGCEM I 30-APR-2025	24-Apr-20	30-Apr-25	12.50	14.11	0.00
CERPAC RECEIVABLES FUNDING SPV PLC	15.25 CERPAC-SPV I 7-MAY-2025	07-May-18	07-May-25	15.25	11.77	0.00
UNITED CAPITAL PLC	12.50 UNICAP I 28-MAY-2025	28-May-20	28-May-25	12.50	6.77	-0.01
CERPAC RECEIVABLES FUNDING SPV PLC	15.50 CERPAC-SPV II 15-JUL-2025	11-Jul-18	15-Jul-25	15.50	13.95	0.00
PARTHIAN PARTNERS FUNDING SPV PLC	13.50 PAPF SPV I 27-Jul-2025	27-Jul-22	27-Jul-25	13.50	13.48	0.00
UNION BANK OF NIGERIA PLC	15.75 UNION II 3-SEP-2025	07-Sep-18	03-Sep-25	15.75	16.00	0.00
STERLING INV. MGT. PLC	16.25 STERLING INV. II 6-OCT-2025	05-Oct-18	06-Oct-25	16.25	16.09	0.00
WEMA FUNDING SPV PLC	16.50 WEMA FUNDING SPV II 12-OCT-2025	12-Oct-18	12-Oct-25	16.50	14.94	0.00
CORONATION MB FUNDING SPV PLC	6.25 CORO MB SPV I 30-NOV-2025	30-Nov-20	30-Nov-25	6.25	13.57	0.00
FLOUR MILLS OF NIGERIA PLC	5.50 FLOURMILLS IV A 15-DEC-2025	14-Dec-20	15-Dec-25	5.50	10.90	0.00
CARDINALSTONE FINANCING SPV PLC	7.00 CARDINAL SPV I 30-DEC-2025	30-Dec-20	30-Dec-25	7.00	13.71	0.00
FSDH FUNDING SPV PLC	8.50 FSDH SPV PLC IA 16-FEB-2026	16-Feb-21	16-Feb-26	8.50	13.71	0.00
FSDH FUNDING SPV PLC	8.00 FSDH SPV PLC IB 16-FEB-2026	16-Feb-21	16-Feb-26	8.00	13.60	0.00
MECURE INDUSTRIES FUNDING SPV PLC	13.00 MECURE SPV PLC I 31-MAR-2026	31-Mar-21	31-Mar-26	13.00	13.88	0.00
DANGOTE CEMENT PLC	12.50 DANGCEM IB 30-MAY-2026	26-May-21	30-May-26	12.50	15.32	0.00
ACCESS BANK PLC	15.50 ACCESS BANK 23-JUL-2026	23-Jul-19	23-Jul-26	15.50	13.82	0.00
MTN NIGERIA COMMUNICATIONS PLC	13.50 MTNN IA 30-SEP-2026	30-Sep-22	30-Sep-26	13.50	12.67	0.00
SUNDRY FOODS FUNDING SPV PLC	13.50 SUNDRY SPV PLC I 15-DEC-2026	15-Dec-21	15-Dec-26	13.50	13.71	0.00
EAT & GO FINANCE SPV PLC	14.25 EAT & GO FINANCE SPV 17-DEC-2026	17-Dec-19	17-Dec-26	14.25	13.96	0.00
DANGOTE CEMENT PLC	11.85 DANGCEM IIA 30-APR-2027	27-Apr-22	30-Apr-27	11.85	14.69	0.00
AXXELA FUNDING 1 PLC	14.30 AXXELA I 20-MAY-2027	20-May-20	20-May-27	14.30	16.09	0.00
ACCELEREX SPV PLC	14.00 ACSP I 15-JUN-2027	15-Jun-22	15-Jun-27	14.00	8.67	0.00

www.cowryasset.com

IMPORTANT DISCLOSURES

This report is produced by the Research Desk, Cowry Asset Management Limited (COWRY) as a guideline for Clients that intend to invest in securities on the basis of their own investment decision without relying completely on the information contained herein. The opinion contained herein is for information purposes only and does not constitute any offer or solicitation to enter into any trading transaction. While care has been taken in preparing this document, no responsibility or liability whatsoever is accepted by any member of COWRY for errors, omission of facts, and any direct or consequential loss arising from the use of this report or its contents.



Cowry Daily Market Insight 12 May 2023

Corporate Bond Issuer	Description	Issue Date	Maturity Date	Coupon (%)	Yield (%)	Daily Δ
NOVAMBL INVESTMENTS SPV PLC	12.00 NOVAMBL SPV I 23-JUL-2027	23-Jul-20	23-Jul-27	12.00	17.20	-0.01
UNICAP	15.00 UNICAP II 14-SEP-2027	14-Sep-22	14-Sep-27	15.00	15.40	-0.01
*NMRC	7.20 NMRC III 2-NOV-2027	02-Nov-20	02-Nov-27	7.20	15.63	0.00
VIATHAN FUNDING PLC	16.00 VIATHAN (GTD) 14-DEC-2027	15-Dec-17	14-Dec-27	16.00	13.62	0.00
FLOUR MILLS OF NIGERIA PLC	6.25 FLOURMILLS IV B 14-DEC-2027	14-Dec-20	14-Dec-27	6.25	15.36	-0.01
BUA CEMENT PLC	7.50 BUACEM I 30-DEC-2027	30-Dec-20	30-Dec-27	7.50	13.80	0.00
MTN NIGERIA COMMUNICATIONS PLC	13.00 MTN COM PLC I 5-MAY-2028	05-May-21	05-May-28	13.00	14.62	-0.01
DANGOTE CEMENT PLC	13.50 DANGCEM IC 30-MAY-2028	26-May-21	30-May-28	13.50	15.05	-0.01
C&I LEASING PLC	15.50 C&I LEASING II 3-JUN-2028	03-Jun-21	03-Jun-28	15.50	15.51	0.00
CERPAC RECEIVABLES FUNDING SPV PLC	14.50 CERPAC-SPV III 15-JUL-2028	10-Sep-21	15-Jul-28	14.50	16.12	0.00
ARDOVA PLC	13.30 ARDOVA PLC IA 12-NOV-2028	12-Nov-21	12-Nov-28	13.30	14.40	0.00
EAT & GO FINANCE SPV PLC	13.25 EAT & GO FINANCE SPV 8-MAR-2029	08-Mar-22	08-Mar-29	13.25	16.02	0.00
PRESCO PLC	12.85 PRESCO PLC 5-APR-2029	05-Apr-22	05-Apr-29	12.85	15.07	0.00
DANGOTE CEMENT PLC	12.35 DANGCEM IIB 30-APR-2029	27-Apr-22	30-Apr-29	12.35	15.32	0.00
UNION BANK OF NIGERIA PLC	16.20 UNION III 27-JUN-2029	27-Jun-19	27-Jun-29	16.20	17.58	0.00
DANGOTE INDUSTRIES FUNDING PLC	12.75 DANGIFP IA 19-JUL-2029	19-Jul-22	19-Jul-29	12.75	16.10	0.00
GEREGU POWER PLC	14.50 GERP I 28-JUL-2029	28-Jul-22	28-Jul-29	14.50	15.85	0.00
*NMRC	14.90 NMRC I 29-JUL-2030	29-Jul-15	29-Jul-30	14.90	14.36	-0.01
TSL SPV PLC	10.00 TSL SPV I (GTD) 6-OCT-2030	06-Oct-20	06-Oct-30	10.00	15.51	0.00
FBNQ MB FUNDING SPV PLC	6.25 FBNQ MB SPV II 16-DEC-2030	16-Dec-20	16-Dec-30	6.25	15.58	0.00
FIDELITY BANK PLC	8.50 FIDELITY I 7-JAN-2031	07-Jan-21	07-Jan-31	8.50	15.60	0.00
PRIMERO BRT SECURITISATION SPV PLC	17.00 PRIMERO BRT-SPV 27-OCT-2031	24-May-19	27-Oct-31	17.00	17.54	0.00
MTN NIGERIA COMMUNICATIONS PLC	12.75 MTN COM PLC II 4-NOV-2031	04-Nov-21	04-Nov-31	12.75	15.57	0.00
ARDOVA PLC	13.65 ARDOVA PLC IB 12-NOV-2031	12-Nov-21	12-Nov-31	13.65	15.35	-0.01
GPC-SPV COMPANY PLC	13.00 GPC SPV PLC (GTD) 23-NOV-2031	23-Nov-21	23-Nov-31	13.00	15.11	0.00
PAT DIGITAL INFRA FUND SPV PLC	13.25 PAT SPV PLC (GTD) 2-FEB-2032	02-Feb-22	02-Feb-32	13.25	15.42	0.00
DANGOTE CEMENT PLC	13.00 DANGCEM IIC 30-APR-2032	27-Apr-22	30-Apr-32	13.00	16.41	0.00
DANGOTE CEMENT PLC	13.00 DANGCEM IIC 30-APR-2032	19-Jul-22	19-Jul-32	13.50	16.58	0.00
MTN NIGERIA COMMUNICATIONS PLC	14.50 MTNN IB 30-SEP-2032	30-Sep-22	30-Sep-32	14.50	15.82	0.00
DANGOTE INDUSTRIES FUNDING PLC	13.50 DANGIFP IB 19-JUL-2032	19-Jul-22	19-Jul-32	16.75	16.79	0.00
*NMRC	13.80 NMRC II 15-MAR-2033	21-May-18	15-Mar-33	13.80	15.26	0.00
GEL UTILITY FUNDING SPV PLC	15.15 GEL UTILITY-SPV (GTD) 28-AUG-2034	28-Aug-19	28-Aug-34	15.15	16.09	0.00
LFZC FUNDING SPV PLC	13.25 LFZC II 16-MAR-2042	10-May-22	16-Mar-42	13.25	16.17	0.00

www.cowryasset.com

IMPORTANT DISCLOSURES

This report is produced by the Research Desk, Cowry Asset Management Limited (COWRY) as a guideline for Clients that intend to invest in securities on the basis of their own investment decision without relying completely on the information contained herein. The opinion contained herein is for information purposes only and does not constitute any offer or solicitation to enter into any trading transaction. While care has been taken in preparing this document, no responsibility or liability whatsoever is accepted by any member of COWRY for errors, omission of facts, and any direct or consequential loss arising from the use of this report or its contents.